

IN THE

# Garden

Quarterly – Summer 2021



Tulsa Garden Center  
*at Woodward Park*



---

---

# Tell Me Something Bad About Tulsa

By Laura Chalus, CEO, Tulsa Garden Center at Woodward Park

Arguably one of George Strait's finest tunes, I recall hearing "Tell Me Something Bad About Tulsa" for the first time in 2003 and thinking to myself, boy, do I have a few doozies for you on that subject, George! Having just learned about the atrocities of the Tulsa Race Massacre that same year, my thoughts couldn't help but drift from the radio's melodious lamentations about lost love, to lost lives instead.

Poised just mere hours away from the 100th anniversary of one of

the worst acts of racial violence in U.S. history, there are plenty of bad things one could say about Tulsa's past, but what about our future? As some feel the need to scream CANCEL CULTURE! in an attempt to prevent open dialogue about our racist history, it makes me sad for their lack of understanding, but also hopeful that so many others are ready to unpack our painful past and find a path forward which benefits everyone.

It cannot be denied Oklahoma itself

was founded on formal and legalized racism, from the very first Oklahoma law passed to segregate train cars just 32 days after statehood: "Approved on December 18, 1907, Senate Bill One, also known as the coach law and to most as the state's first Jim Crow law, easily sailed through Oklahoma's first legislature" - Oklahoma Historical Society. Then a barrage of similar racist laws were enacted just to make sure that black Oklahomans and Tulsans were kept in check. So how do you begin to reverse the systematic oppression



*Tulsa Race Massacre*

*Photo credit: History.com*



**Tulsa Garden Center**  
at Woodward Park

**BOARD OFFICERS**

Andy Zanovich, President  
Robert Gardner, Vice President  
Andrea Cooper, Treasurer  
Ross Swimmer, Secretary

**BOARD DIRECTORS**

Susanna Belzley  
Mary Fencil  
Cindy Flores  
Marc Hornbrook  
Karen Langdon  
Denise Payne  
Mike Perkins  
Rose Schultz  
Patsy Wynn

**STAFF**

Laura Chalus, CEO  
(918) 576-5266  
LChalus@tulsagardencenter.org

Mike Blake, Historian

Leona Ball, Events Director  
(918) 576-5153  
LBall@tulsagardencenter.org

Brian Bovaird, Outdoor Classroom  
Program Director, (918) 671-1871  
brian.b@tulsagardencenter.org

Brianna Carroll, Marketing and  
Communications Manager  
(918) 576-5164  
BCarroll@tulsagardencenter.org

Stephani Freeman, Donor Services  
Administrator (918) 576-5160  
SFreeman@tulsagardencenter.org

Pat Hobbs, Accounting Manager  
(918) 576-5165  
PHobbs@tulsagardencenter.org

Meredith Jones, Education and  
Training Manager  
MJones@tulsagardencenter.org

Joel Myers, Mycology and  
Naturalist Educator,  
JMyers@tulsagardencenter.org

Leigh Taylor, Interim Director of  
Horticulture  
Leigh.T@tulsagardencenter.org

Tulsa was founded upon? By having uncomfortable conversations, one at a time.

Having just attended an inaugural meeting of the Tulsa Garden Center's DEI (Diversity, Equity, and Inclusion) committee, delayed for over a year because of COVID, I am filled with optimism that positive change is most assuredly possible. Acknowledging our past and being intentional in reconciling it with our future is a critical component of coming together as a community to right wrongs and heal wounds.

As some stick their heads in the proverbial sand, others are having thoughtful discussions and seeing that it is possible to both acknowledge the good things which came from our past while simultaneously recognizing the bad, and then taking actionable steps to change policies and protocols, no matter how long they have been in place. Just because we've always done it "that way" doesn't mean we can't do better moving forward.

I think this poignant quote, chosen by the citizens of Tulsa, and which greets those seeking truth at the new Greenwood Rising history center, says it all - "Not everything that is faced can be changed, but nothing



can be changed until it is faced." – James Baldwin.

You can yell cancel culture from the rooftops, but for those who don't mind getting into good trouble, the only result will be a sore throat on the part of the yell. The rest of us will stand to face the intolerable truths from our collective past, and then let our chests and hearts swell as we begin to sing in George's iconic, smooth style.

Tell Me Something Good About Tulsa...

Summer Newsletter –June, July, August 2021

Tulsa Garden Center at Woodward Park  
2435 S. Peoria, Tulsa, OK 74114-1350 | (918) 576-5155  
tulsagardencenter.org | info@tulsagardencenter.org



# Soil, Water, and Ways... to Make a Difference!

Reduce the time you spend on lawn care · Improve your soil · Create a buffet for birds, bees, and butterflies · Contribute to clean streams and rivers · Understand your landscape · Take home a miniature prairie (like could have been found in Tulsa County 100 years ago) in a planter!

**Saturday, June 26th • 10:00am-2:00pm**



Conservation educators from the Oklahoma Conservation Commission will provide suggestions about living a more nature-friendly lifestyle and assist participants with creating a plan to add strength, health, and resiliency to their yards, as well as habitat for wildlife to complete the circle!

This 4 hour class is considered an elective for the Native Plant Certification Program, and is open to anyone interested in creating a more sustainable landscape.

<https://www.tulsagardencenter.org/adult-programs>



**Tulsa Garden Center**  
*at Woodward Park*



---


# Optimistic Anticipation

By Leigh Taylor, Interim Director of Horticulture, the Tulsa Garden Center and Linnaeus Teaching Garden

Nature is one of life's best teachers. Patience, contentment, and wonder are a few of the many lessons we can learn from nature. February's long and harsh freeze seemed to bring devastation to our gardens but with every passing week I was filled with the optimistic anticipation of spring's renewal.

We are still waiting to uncover the full toll February's extreme weather conditions have had on the Linnaeus Teaching Garden. We've patiently stayed our shears as we check every week for new growth and wait, hopeful to see green. The fig tree in Linnaeus' vegetable garden, which shelters in the shed every winter, only started to leaf out at the beginning of May. The crepe myrtle also remained worryingly bare for a long time but now shows patchy red and bronze new growth. Other things we've had to reconcile died and won't be coming back. For those plants which were hit hard by the frost, damaged, or have died back to the ground, it can be hard to come to the decision to remove them, first emotionally and then literally, when you drive your shovel into the soil. The question remains, *what if I just gave it a little more time?*

However, these losses in the garden leave open spaces behind and with it opportunity. It would be easy to fill these gaps with replacements and, in a year or two of growth, return to the same picture lost to prolonged frost. These empty spaces don't have to



be filled as they always have. New choices can be made which change the dynamic of a garden.

In spring 2020, the Ruby Falls Redbud, which grew in Linnaeus' Entry Garden, failed to bud. It had died during that winter, and we decided to cut it down. The spot stood open for the following summer, fall and winter. *What could possibly take its place?* Nothing quite compared to its spring flowers and

summer cascade of green followed by winter's beautiful architecture.

Any specimen that took its place would have to stand out from the surrounding plantings. We considered first a dogwood to replace the loss of spring flowers or another weeping tree to call back to the redbud's graceful shape. Both were good choices but lacked something.



---

Locally owned & operated since 1982

---

*Southwood*

LANDSCAPE & GARDEN CENTER

9025 S Lewis Ave | (918) 299-9409  
[southwoodgardencenter.com](http://southwoodgardencenter.com)

---

Online Ordering with Delivery or Curbside Pick-Up Options



---

## *Optimistic Anticipation continued*

In time, the answer was found, not just good but perfect: the 'Jade Butterflies' Dwarf Ginkgo. The tree remains small, growing slowly to only twelve to fifteen feet tall. It has the typical fan-shaped leaves of a Ginkgo, which go from green to golden yellow in the fall. The 'Jade Butterflies' vase shape couldn't be more different than its predecessor, but it fits the place and changes it into something new and exciting.

Change is an inevitability and all gardens exist in nature's cycles. While the winter's harshness left gaps in our landscapes, we should embrace the potential offered us with joy, knowing that we can always anticipate beauty in our changing gardens.

### **All About the Jade Butterflies Ginkgo**


*Information from the Chicago Botanic Garden*

'Jade Butterflies' is a vase shaped, multi-stemmed, dwarf form [of *Ginkgo biloba*]. Its fan shaped leaves are said to resemble green butterflies. It is a male clone, which will not produce the distinctive smelly fruit and is perfect as an accent for locations requiring a smaller tree. 'Jade Butterflies' will slowly mature to a 15 foot tall by 10 foot wide small tree with a spreading habit.

Visit the Chicago Botanic Garden's Jade Butterflies Ginkgo in person by using your Tulsa Garden Center membership to receive free or

discounted entry to their garden. To learn more about the benefits of being a Tulsa Garden Center

member, read page 20 of this edition of *In The Garden* or visit our website at [www.tulsagardencenter.org/join](http://www.tulsagardencenter.org/join).



*Jade Butterfly Ginkgo*



*The perfect backdrop...*

for an outdoor ceremony  
or intimate elopement



**The Mansion**  
*at Woodward Park*

A PROGRAM OF  
TULSA GARDEN CENTER

[events@tulsagardencenter.org](mailto:events@tulsagardencenter.org)



---

# The Deep Thaw: Summer Fun and Sneaky Learning

By Brian Bovaird, Program Director, Naturalist, Outdoor Classroom at Woodward Park

Kids' social skills development came to a screeching halt whenever the entire world "froze." Schools went online, and even some playgrounds closed and were roped off with chains and caution tape out of extreme care. This summer has been described as the **Deep Thaw** for kids previously relegated to virtual learning and isolated from developing critical in-person social skills. This part of growing up and just being a kid is essential at home, the neighborhood, school, and especially career development – these are the soft skills that need to be nurtured to bloom again, at Outdoor Classroom this summer!

Outdoor Classroom is morphing its proven school year, class-day-based STEM/Entrepreneurial experiential learning to an agency-driven field-class opportunity for existing youth summer camps and summer school-based programming. These programs will book their field trip to the Park as an enrichment to their own weeklong programming. They will retain the option to curate their experience with our Naturalist guide team of educators. ***Fun is in our Nature!***

Let your imagination take hold, wear your sunscreen, old shoes, and keep your water bottle handy! We will explore and adventure throughout this historic 45-acre learning campus, with occasional respite in the shade of the old oaks, and sometimes the A/C of our Design Lab...where the



## *Here's a sampling of our Trail activities for our Junior Naturalists:*

- Design Lab – Aquaponics and 3D Prototyping
- Incredible Journey – Be a Water Molecule
- Survival Engineering – Forts & Shelters
- Radical Mycology – Experience Mycelia!
- Orienteering – Never get Lost Again
- Scavenger Hunt & Nature Hike in the Park
- Our Secret Garden – The World of Linnaeus
- Time Travelers – Artfully Recreate Tulsa History
- Enviroscape – Be Mayor of Realville for the Day!
- Predators to Prey – Where the Wild Things Roam
- Terraforming – Building the spheres of life!



# Tulsa Area Daylily Society *Show and Sale*

**Date:**

Saturday, June 19th

**Sale Hours:**

9am-3pm

**Show Hours:**

12pm - 4pm

**Location:**

Linnaeus Teaching  
Garden

**Show**

American Daylily Society certified judges will begin judging and awarding ribbons at 10:00 AM. Exhibition opens to the general public for viewing at 12:00pm.

**Sale**

Doors to the daylily sales room open promptly at 9:00 AM, CDT. The sale includes daylilies named and registered with the American Daylily Society and unregistered seedlings with prices starting at \$5.00. Daylily varieties available for sale include ruffled, spiders, unusual forms, patterns and rare daylilies



---

## *The Deep Thaw: Summer Fun and Sneaky Learning continued*

fishies and plants thrive, and the 3D printer whirls away on some crazy new prototype!

**Family Saturday Mornings at the Park!** Let our week-day pioneers and explorers become the Junior adventure guides for their parents, guardians, siblings, mentors,

and/or friends on a less structured Saturday morning. The best way to master something, is to teach someone else. We will meet at our Design Lab base camp, check our maps, and bravely go forth on our morning journey! Our Naturalist guide team will facilitate this youth-driven

exploration of what catches their eye and curiosity!

Field Classes are scheduled by the agencies and summer youth camps we serve. Please check the Tulsa Garden Center Event Calendar for Saturday Mornings at the Park!




Outdoor classroom



# The World of Wildcrafting

Joan Cowden, clinical herbalist and educator with Bright Circle Herbcraft in Oklahoma City, will be leading this four hour workshop, which will cover an array of topics, including: ethical wildcrafting, some common helpful plants in our region, health benefits, as well as a tutorial on infusions and decoctions.

**Saturday, July 17th • 1:00pm-5:00pm**



The World of Wildcrafting will be part lecture, part demonstration, and part outside exploration!

This 4 hour class is considered an elective for the Native Plant Certification Program, and is open to anyone interested, regardless of participation in certification.

*<https://www.tulsagardencenter.org/adult-programs>*



**Tulsa Garden Center**  
*at Woodward Park*



---

# How to Start Gardening with Native Plants



NORTH AMERICAN  
NATIVE PLANT SOCIETY

Some people find that they are attracted to the idea of gardening with native plants, but they just do not know where to begin. It seems like a big issue, with lots of unfamiliar plant names and difficult questions about what is truly native to a particular area. It is important to remember that native plant gardening does not have to be an all-or-nothing issue. You don't have to dig up your rose collection if you don't want to. No-one is expecting you to pull up your whole lawn and cover the area with a prairie—at least not the first day.

The best way to start is very small – maybe even with a single plant! If you are looking for something to put in a shady spot, consider a native fern or sedge rather than a Hosta. If you want something cheap and cheerful



*Redbud Tree*



*Black Eyed Susan*

for the cottage garden sprinkle in locally-obtained Black-eyed Susan seeds. If you want something tall and unusual at the back of a sunny border, plant a native tall grass like Indian Grass or Big Bluestem. If you need a beautiful small tree for a city garden in the northeast, you cannot do better than plant a Redbud or Pagoda Dogwood.

It is possible that eventually you will realize that native plants grow enthusiastically with little maintenance and less watering, and

that as the years go by you will want to replace exotic species with more native plants. As you learn more, you will find that there are native plants for almost every spot in your garden. Use our plant catalogue to see what native plants you could fit into your plans for your garden. Look through our Photo Gallery or our Native Plants to Know archive for inspiration

Happy Gardening!



# TULSA RACE MASSACRE CENTENNIAL

June 1st marks the 100 year anniversary of the Tulsa Race Massacre, which is believed to be the single worst act of racial violence in American History. There will be events happening throughout the community to commemorate the anniversary, including a current exhibit at our sister organization, the Tulsa Historical Society & Museum:

## A CENTURY LATER: GREENWOOD AND THE TULSA RACE MASSACRE 1921-2021



### From the Tulsa Historical Society & Museum:

In the 100 years since the Tulsa Race Massacre, the Greenwood community and Tulsa as a whole have been through many changes. This exhibit examines the history of Greenwood both before and after 1921 and provides information and images of the Massacre.

“A CENTURY LATER” will be up through June 22nd. If you are unable to attend the exhibit in person, the Tulsa Historical Society & Museum has both artifacts and a digital collection available online:

<https://www.tulsa-history.org/exhibit/a-century-later-greenwood-the-tulsa-race-massacre/>



---

# A Rose By Any Other Name

Article and illustrations by Donna Horton, Oklahoma Native Plant Society, Gaillardia, Spring 2021

Shakespeare is right. We do not need to know which wild rose it is, because they all smell sweet. But if you'd like to know, it's not that hard. And it gives you a chance to learn some botanical terms.



*Foliolosa, White Prairie Rose*

Roses are a good place to begin learning a whole genus because we have only a handful of native and naturalized species in Oklahoma. The two most common non-natives are pretty easy to separate out, so let's get them out of the way first.

Multiflora rose, *Rosa multiflora*, is a shrubby climber with clusters of small white, or occasionally pink, flowers and 5-9 leaflets. The leaves are alternately arranged along the stems, and the base of each leaf is fringed on each side with a comb-like stipule. The flexible stems may be reddish and are covered with prickles, but the larger back-curved thorns tend to occur in pairs. The fruits, called hips, are small. Like all roses, multiflora rose is susceptible

to rosette disease, and most of them seem to be infected these days.

Japanese rose, *R. rugosa*, is also commonly called rugosa (wrinkled) rose because of its thick, textured leaves. The stems are densely covered with straight prickles of different lengths. The magenta to white flowers are 2.5-4" across and occur singly or in twos or threes; they produce large round hips.

That leaves us with the 5 species native to Oklahoma.

The scientific name of white prairie rose, *R. foliolosa*, means "leafy rose": the 7-11 (usually 9) tiny narrow, finely toothed leaflets are distinctive. Its single full-sized (1.5") cream-colored (occ. pink) 5-petalled flower at the

◆  
*Shakespeare is right.  
We do not need to  
know which wild rose  
it is, because they all  
smell sweet.*  
◆

top of a short (18") leafy stem with few prickles may be nearly hidden by the surrounding vegetation. *R. foliolosa* occasionally spreads by underground rhizomes to form short dwarf clumps.



*Palustris, Swamp Rose*

The remaining 4 native species have typical simple (5-petalled) pink flowers 1.5-3" across. All but one species have the same short cluster of stigmas squatting in the center of a ring of stamens. A stigma is the receptive structure at the top of a pistil, the flower's female parts. It is supported by a tube-shaped style that connects it to the ovary, where the seeds form. The core of an apple (also anther).

Swamp rose, *R. palustris*, should come to mind if you find it growing in



*Rugosa, Japanese Rose*





# **Curious about mushrooms?**

---

Join us for our second workshop in our quarterly series with Earthwise Mycology, and learn more about summer loving mushrooms that can withstand our Oklahoma heat!

Learn how to inoculate a warm loving oyster species, and take home your own oyster fruiting kit.

Earthwise will also be demonstrating how to create your own paddy straw mushroom bed just in time for its favorite season.



## **Inoculation Workshop**

---

Saturday July 24th  
10:00 AM - 12:00 PM

Member Price : \$40  
Non-member : \$45



**Tulsa Garden Center**  
*at Woodward Park*



---

---

## *A Rose By Any Other Name continued*



*Arkansana, Arkansas Rose*

a wetland area. Like multiflora rose some of the prickles along the stems may be enlarged into paired thorns with wide bases. The thorns tend to be set at 180 or 90 degrees to each other along the stem. Also, swamp rose's central cluster of stigmas may be orange or pink instead of yellow in the rose family is an ovary. Stamens are the male flower parts. Each stamen has a thread-like filament which supports a pollen-producing.

Use a hand lens to examine the hypanthium and its pedicel to



*Carolina, Carolina Rose*

see if you have Arkansas rose, *R. arkansana*. The hypanthium is the swollen portion below the petals and sepals that will become the rose hip; it sits on a section of stem called the pedicel. Most roses have tiny glands on hair-like stalks, especially on their sepals, the five green sections of the rosebud that split open and linger underneath the flower petals. *R. arkansana* is sometimes called "smooth rose" because it has no stalked glands on its hypanthium or pedicel. Otherwise, it looks a lot like the next one.

Carolina rose, *R. carolina*, may be the most widespread of Oklahoma's native roses. The leaves have 5-9 (usually 5-7, occ. 3) mostly oval leaflets. It may form hybrids with

—◆—  
*With practice, you  
might even be able to  
recognize some from  
a trotting horse, or a  
moving car.*  
—◆—

*R. arkansana*, which makes it complicated. However, the stalked glands on the hypanthium may even persist on the rose hips.

At first glance *R. setigera*, the prairie rose, may look a lot like a



*Rosa Multiflora, Multiflora Rose*

Carolina rose, but its leaves have only 3 leaflets, and they are long and pointed. Look closely at the center of the flower: like in multiflora rose, the stigmas of *R. setigera* sit well above



*Setigera, Prairie Rose*

the surrounding stamens, perched atop a visible column of styles pressed together (connate.)

So there they are, the wild roses of Oklahoma. You can do it. With practice, you might even be able to recognize some from a trotting horse, or a moving car. But be sure to stop and smell them, often.





**NATIONAL GARDEN WEEK**  
***June 6-12, 2021***

Sponsored by  
**National Garden Clubs, Inc.**  
and  
**the Tulsa Garden Club**

To celebrate, visit one of your local plant society meetings, plant something new in your garden, or visit the Tulsa Rose Garden, the Tulsa Arboretum, and the Linnaeus Teaching Garden!




*Barbara L. Tourney*



# TULSA GARDEN CLUB ROSE FUND

Generations of visitors still enjoy the Tulsa Rose Garden's serenity and beauty. Landscape professionals and academic institutions recommend that the Tulsa Rose Garden return to its original botanical garden design. They join Tulsa Garden Club members, other volunteers, and donors like you - committed to learning, planting, and maintaining this diverse green space in Woodward Park, one of the finest public gardens established in the first half of the twentieth century.



## CELEBRATE. RESTORE. ENVISION.

Remember loved ones and special occasions through living roses, perennials, and beautification of the Tulsa Rose Garden. Donors like you, for decades, have supported the Rose Fund benefitting the Tulsa Rose Garden. Now, celebrate and create your own memories as we continue to restore the Rose Garden after rose rosette devastation. Rose Fund gifts replenish diverse plantings, provide soil amendments, and ongoing maintenance for this region's historic Rose Garden.

## SEIBERT & RICE TERRACOTTA

Those interested in memorializing have the opportunity to purchase a Seibert & Rice terracotta pot, with an inscription of their choosing, that will be planted and placed within the historic Tulsa Rose Garden. The Seibert & Rice Artisan Rolled Rim pots are made completely freehand by a workshop in Impruneta, Italy, that dates back to the 1600's.

## YOUR GIFTS PLANT THE FUTURE!

Charitable gifts to the Tulsa Garden Club Rose Fund are deductible to the extent allowed by law. Multiply your impact with your employer's matching contribution! Tribute gift honorees and donors are recorded in the Rose Fund Donor Book in the Tulsa Garden Center Library as well as the Tulsa Garden Club.

EIN 73-1359566 – 501(c)(3) Oklahoma Garden Clubs (OGC) Group Exemption

## BE A PART OF THIS BLOOMING TRADITION!

To give visit [tulsagardenclub.org/rose-fund](https://tulsagardenclub.org/rose-fund)





# Benefits *of* Membership

## Reasons why it pays to be a member:

---

Subscription to the quarterly Tulsa Garden Center E-Newsletter: *In The Garden*.

Free or Discounted Admission to American Horticultural Society Reciprocal Gardens ([ahsgardening.org](http://ahsgardening.org)): FREE admission to Myriad Botanic Garden in OKC, Dallas Arboretum and Botanical Garden, and hundreds more!

Discounts on Tulsa Garden Center Programs and Events: A Tulsa Garden Center member would save nearly \$150 on the Native Plant Certification Program and \$25 a ticket on our gala fundraiser, The Tasting at Woodward Park.

Invitations to Special Members-only Events:

Free Preferred Parking During SpringFest at Woodward Park

Special offers at local nurseries

---

Become a member or gift one to a friend at:  
[tulsagardencenter.org/join](http://tulsagardencenter.org/join)



## CLASSES AND EVENTS

---

### ▶ TUESDAY, JUNE 1

**Tulsa Herb Society member activities.**  
9:00-11:30 am.

**Let's Talk Gardening!**  
12:00-1:30 pm.

---

### ▶ THURSDAY, JUNE 3

**Cacti and Succulent Society of Tulsa monthly meeting.** 7:00 pm.

**Tulsa Area Daylily Society monthly meeting.** 6:30 pm. Bobby Scott, from Bob Scott Nursery, will present a talk on his breeding program. He will also bring daylilies to auction off to the attendees.

---

### ▶ SUNDAY, JUNE 6-SATURDAY, JUNE 12

**National Garden Week, Sponsored by National Garden Clubs, Inc. and the Tulsa Garden Club.** To celebrate, visit one of your local plant society meetings, plant something new in your garden, or visit the Tulsa Rose Garden, the Tulsa Arboretum, and the Linnaeus Teaching Garden!

---

### ▶ MONDAY, JUNE 7

**Green Country Bonsai Society monthly meeting.** 7:00 pm.

---

### ▶ TUESDAY, JUNE 8

**Tulsa Herb Society monthly meeting.** 10:00 am.

**Let's Talk Gardening!**  
12:00-1:30 pm.

**Green Country Water Garden Society monthly meeting.** 6:30-9:00 pm. Meet at 6:30 for socializing and the speaker's presentation will begin at 7:00pm. Speakers are always experts in gardening, water gardening and wildlife habitat maintenance. Guests and new members are always welcome!

---

### ▶ SATURDAY, JUNE 12

**Rose Garden Volunteer Day.**  
7:00 am-12:00 pm.



---

### ▶ SUNDAY, JUNE 13

**Tulsa Orchid Society monthly meeting.** 1:30 pm. Members are encouraged to bring blooming plants for a "Show and Grow" event.

**Tulsa Rose Society monthly meeting.** 2:00 pm.



---

### ▶ TUESDAY, JUNE 15

**Tulsa Herb Society, member activities.**  
9:00-1:30 am.

**Tulsa Garden Center Book Club.**  
12:00-1:30 pm.

**Tulsa Area Azalea Society, monthly meeting.** 6:00 pm.

---

### ▶ THURSDAY, JUNE 17

**Tulsa Area Iris Society, monthly meeting.** 7:00pm. Erin Martin, certified in regenerative soil advocacy through Kiss The Ground, will give a presentation on "Regenerative Soil Practices."

---

### ▶ SATURDAY, JUNE 19

**Tulsa Area Daylily Society Show and Sale.** 12:00-4:00 pm. Plant show and sale hosted by the Tulsa Area Daylily Society. Admission is free.

---

### ▶ MONDAY, JUNE 21

**Oklahoma Mycology Society monthly meeting.** 7:00 pm.

**African Violet Society of Greater Tulsa monthly meeting.** 7:15 pm.

---

### ▶ TUESDAY, JUNE 22

**Tulsa Herb Society member activities.**  
9:00-11:30 am.

**Let's Talk Gardening!**  
12:00-1:30 pm.

---

### ▶ SATURDAY, JUNE 26

**Soil, Water, and Ways...to Make a Difference!** Conservation educators from the Oklahoma Conservation Commission



will provide suggestions about living a more nature-friendly lifestyle and assist participants with creating a plan to add strength, health, and resiliency to their yards, as well as habitat for wildlife to complete the circle! This 4 hour class is considered an elective for the Native Plant Certification Program, and is open to anyone interested in creating a more sustainable landscape. 10:00 am-2:00 pm.

---

### ▶ TUESDAY, JUNE 29

**Tulsa Herb Society member activities..**  
9:00 am-11:30 am.

**Let's Talk Gardening!**  
12:00-1:30 pm.

---

### ▶ THURSDAY, JULY 1

**Cacti and Succulent Society of Tulsa monthly meeting.** 7:00-9:00 pm.

---

### ▶ MONDAY, JULY 5

**Green Country Bonsai Society monthly meeting.** 7:00-9:00 pm.



---

### ▶ TUESDAY, JULY 6

**Tulsa Herb Society, member activities.**  
9:00-11:30 am.

**Let's Talk Gardening!**  
12:00-1:30 pm.

---

### ▶ SATURDAY, JULY 10


**Woodward Park Volunteer Day.**  
7:00 am-10:00 am.



# Phalaenopsis

fayl-eh-NOP-siss

*Phalaenopsis*, the moth orchid, is perhaps the best orchid for growing in the home, and is also a favorite with greenhouse growers. Well-grown plants can flower often, sometimes with a few flowers throughout the year; though the main season is late winter into spring.



**Light** is easy to provide for phalaenopsis. They grow easily in a bright window, with little or no sun. An east window is ideal in the home; shaded south or west windows are acceptable. In overcast, northern winter climates, a full south exposure may be needed. Artificial lighting can easily be provided.

**Temperatures** for phalaenopsis should usually be above 60 F at night, and range between 75 and 85 F or more during the day. Although higher temperatures force faster vegetative growth, higher humidity and air movement must accompany higher temperatures, the recommended maximum being 90 to 95 F. Night temperatures to 55 F are desirable for several weeks in the autumn to initiate flower spikes. Fluctuating temperatures can cause bud drop on plants with buds ready to open.

**Water** is especially critical for phalaenopsis. Because they have no major water-storage organs other than their leaves, they must never completely dry out. Plants should be thoroughly watered and not watered again until nearly dry. Water only in the morning, so that the leaves dry by nightfall, to prevent rot.

**Humidity** is important to phalaenopsis, the recommended humidity being between 50 and 80 percent. In humid climates, as in greenhouses, it is imperative that the humid air is moving. Leaves should be dry as soon as possible, always by nightfall. In the home, set the plants on trays of gravel, partially filled with water, so that the pots never sit in water.

**Fertilize** on a regular schedule, especially if the weather is warm, when the plants are most often growing. Twice-a-month applications of high-nitrogen fertilizer (such as 30-10-10) are appropriate where bark-based media are used. Otherwise, a balanced fertilizer is best.

**Potting** is best done in the spring, immediately after flowering. Phalaenopsis plants must be potted in a porous mix. Potting is usually done every one to three years. Mature plants can grow in the same container until the potting medium starts to decompose. Root rot occurs if plants are left in a soggy medium. To repot, remove all the old medium from the roots, trim soft, rotted roots, and spread the remaining roots over a handful of medium in the bottom of a new pot. Fill the rest of the pot with medium, working it among the roots, so that the junction of the roots and the stem is at the top of the medium.



Information taken from  
The American Orchid Society  
at Fairchild Tropical Botanic Garden  
1909 Old Cutler Road  
Coral Gables, FL 33156  
[www.aos.org](http://www.aos.org)



## CLASSES AND EVENTS *continued From page 21*

▶ TUESDAY, JULY 13

**Tulsa Herb Society monthly meeting.**  
10:00 am.

▶ TUESDAY, JULY 13

**Let's Talk Gardening!**  
12:00–1:30 pm.

**Green Country Water Garden Society monthly meeting.** 6:30 pm. Meet at 6:30 for socializing and the speaker's presentation will begin at 7:00pm. Speakers are always experts in gardening, water gardening and wildlife habitat maintenance. Guests and new members are always welcome!

▶ SATURDAY, JULY 17

**The World of Wildcrafting.** 1:00 pm–5:00 pm. Joan Cowden, clinical herbalist and educator with Bright Circle Herbcraft in Oklahoma City, will be leading this four hour workshop, which will cover an array of topics, including: ethical wildcrafting, some common helpful plants in our region, health benefits, as well as a tutorial on infusions and decorations.

▶ MONDAY, JULY 19

**Oklahoma Mycology Society monthly meeting.** 7:00 pm.

**African Violet Society of Greater Tulsa monthly meeting.** 7:15 pm.

▶ TUESDAY, JULY 20

**Tulsa Herb Society member activities.**  
9:00am–11:30 am.

**Tulsa Garden Center Book Club.**  
12:00–1:30 pm.

**Tulsa Area Azalea Society monthly meeting.**  
6:00 pm.

▶ SATURDAY, JULY 24

**Inoculation Workshop.** 10:00 am–12:00 pm. Join us for our second workshop in our quarterly series with Earthwise Mycology, and learn more about summer loving mushrooms that can withstand our Oklahoma heat! Learn how to inoculate a warm loving oyster species, and take home your own oyster fruiting kit. Earthwise will also be demonstrating how to create your own paddy straw mushroom bed just in time for its favorite season. The price to register is \$40 for members and \$45 for non-members.

▶ TUESDAY, JULY 27

**Tulsa Herb Society member activities.**  
9:00–11:30 am.

**Let's Talk Gardening!**  
12:00–1:30 pm.

▶ THURSDAY, JULY 29

**Green Country Sierra Club monthly meeting.** 6:00 pm. Socializing begins at 6:00 pm. Green Country Sierra Club business and updates will be given at 6:30 pm and the speaker's presentation will begin at 7:00 pm.

▶ MONDAY, AUGUST 2

**Green Country Bonsai Society monthly meeting.** 7:00 pm.

▶ TUESDAY, AUGUST 3

**Tulsa Herb Society member activities.**  
9:00–11:30 am.

**Let's Talk Gardening!**  
12:00–1:30 pm.



▶ THURSDAY, AUGUST 5

**Cacti and Succulent Society of Tulsa monthly meeting.** 7:00 pm.

**Tulsa Area Daylily Society monthly meeting.**  
7:00 pm.

▶ SATURDAY, AUGUST 7

**Woodward Park Volunteer Day.**  
7:00 am–10:00 am.

▶ SUNDAY, AUGUST 8

**Tulsa Orchid Society monthly meeting.**  
1:30pm. Annual orchid auction fundraiser. Event is open to the public.

▶ TUESDAY, AUGUST 10

**Tulsa Herb Society monthly meeting.**  
10:00am.

**Let's Talk Gardening!**  
12:00–1:30 pm.

**Green Country Water Garden Society, monthly meeting.** 6:30 pm. Meet at 6:30 for socializing and the speaker's presentation will begin at 7:00pm. Speakers are always experts in gardening, water gardening and wildlife habitat maintenance. Guests and new members are always welcome!

▶ MONDAY, AUGUST 16

**Oklahoma Mycology Society, monthly meeting.** 7:00 pm.

**African Violet Society of Greater Tulsa monthly meeting.** 7:15 pm.

▶ TUESDAY, AUGUST 17

**Tulsa Herb Society member activities.**  
9:00–11:30 am.

**Tulsa Garden Center Book Club.**  
12:00 am–1:30 pm.

**Tulsa Area Azalea Society, monthly meeting.**  
6:00 pm.

▶ THURSDAY, AUGUST 19

**Tulsa Area Iris Society, monthly meeting.** 7:00pm. Cynthia Wade, long-time iris grower and member of TAIS, will give a presentation on "Median Iris & 2021 Convention."

▶ TUESDAY, AUGUST 24

**Tulsa Herb Society member activities.**  
9:00–11:30 am.

**Let's Talk Gardening!**  
12:00–1:30 pm.


▶ THURSDAY, AUGUST 26

**Green Country Sierra Club monthly meeting.** 6:00 pm. Socializing begins at 6:00 pm. Green Country Sierra Club business and updates will be given at 6:30 pm and the speaker's presentation will begin at 7:00 pm.

▶ TUESDAY, AUGUST 31

**Tulsa Herb Society member activities.**  
9:00–11:30 am.

**Let's Talk Gardening!**  
12:00–1:30 pm.







**Tulsa Garden Center**  
*at Woodward Park*

2435 S. Peoria  
Tulsa, OK 74114-1350

Non-Profit  
Organization  
US POSTAGE  
**PAID**  
Permit No. 192  
Tulsa, OK

*Our mission is to provide a variety of horticulture and environmental education opportunities for the community and to serve as horticultural headquarters for the Tulsa area.*

Bequest made through your estate either by will or trust can provide important benefits to both you and the Tulsa Garden Center at Woodward Park.

- Reduce or eliminate estate taxes
- Change beneficiaries at any time
- Designate any amount

We would love to discuss ways to make a gift through your estate plan with you or your estate planning professional.

Please contact Laura Chalus, CEO  
Tulsa Garden Center at Woodward Park  
2435 S Peoria, Tulsa, OK 74114  
918-576-5155  
lchalus@tulsagardencenter.org  
www.tulsagardencenter.org

